

PRODUCT INTRODUCTION

The Bianco NXT Summit Series Drive Controller Kits are an all-in-one solution designed to achieve advanced control, enhanced protection and optimal energy efficiency with the Bianco NXT range of Variable Frequency Drives.

Featuring the latest touch screen technology and an intuitive user friendly menu, these kits provide easy access to all the information you need.

SUMMIT SERIES VMS solutions are designed for performance, reliability and ease of use.




Image illustrative only



INCLUDES

- Galvanised dual pump base
- 3 x VMS Pumps
- 3 x NXT Drives (Variable Frequency Drive)
- 4-20mA 16 bar Pressure Transducer
- Stainless Steel Counter Flanges
- Gaskets to suit Counter Flanges
- Watermarked Spring Check Valve
- Manifold (304 Stainless Steel)
- 30 Bar Liquid Filled Pressure Gauge
- Outlet side SS Isolation Valve
- BPT18 25 bar rated Pressure Tank with 304 SS 25mm isolating valve



Base 1500 x 406mm x 35mm high

PUMP TECHNICAL DATA

RATED FLOW [M3/H]	5m3/hr
MAX FLOW	8.5m3/hr
MAX HEAD	107.7
OPTIMUM OPERATING RANGE	6.24m3/hr @ 89.2m 68% eff 3.0m3/hr @ 103.2m 48% eff
WORKING AIR TEMP	0°C - 40°C
LIQUID TEMPERATURE	-15°C - 120°C
HIGHEST EFFICIENCY	69%
MAXIMUM PUMP PRESSURE	33 bar
NET WEIGHT (KG)	49 kg

RATED VOLTAGE/CURRENT	3~ 415V +10% - 6% 3.3A 3~ 230V +10% - 6% 5.6A
POWER (KW)	1.5kW 2 pole
MOTOR IP RATING	IP55
MOTOR INSULATION	Class F
MOTOR EFFICIENCY STD	I.E.3
MOTOR EFFICIENCY	84.2%
COS Ø	0.84
MECHANICAL SEAL	AS-L-12
OUTLET DIN FLANGE	DN32

BIA-NXT-DRIVE3-22

PRODUCT DETAILS



The NXT DRIVE Series are a range of pump-specific Variable Frequency Drives designed for the Australasian market with both the end-user and the technician in mind.

Featuring a full colour touch screen interface for clear concise system information, fault codes and protection notices with a handy setup wizard so you're always in control. NXT DRIVE is both simple to set up and to use.

Perfect for achieving onstant pressure management of a single pump with advanced control, enhanced protection and optimal energy efficiency

Three Phase 415VAC IN / Three Phase 415VAC OUT

TECHNICAL DATA

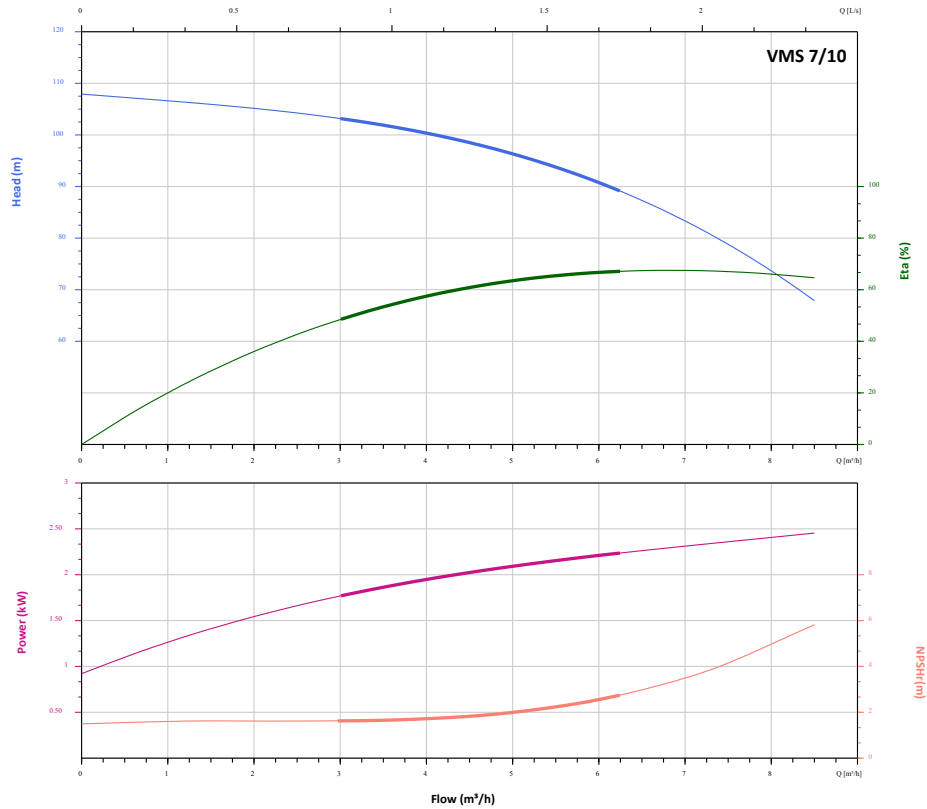
INPUT VOLTAGE	3~ 415VAC -10% / +5%
INPUT FREQUENCY	50/60Hz 5% flucuations
OUTPUT VOLTAGE	3~ 415VAC out
OUTPUT FREQUENCY	0 - 200Hz
OUTPUT RATING	5.1 amps. Nominal 2.2kW
SPEED HOLDING PRECISION	+/- 1%
INGRESS PROTECTION	I.P. 54
OPERATING TEMPERATURE	-10°C to +40°C

FEATURES

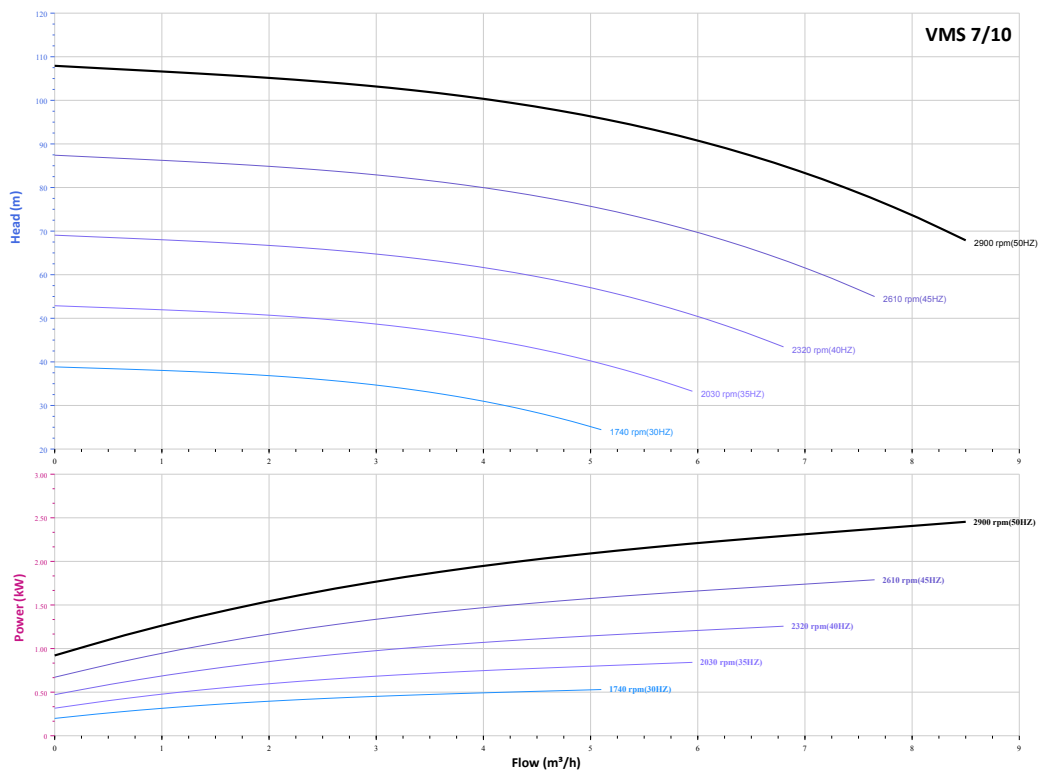
- Control and protect pumps up to 2.2 kW (5.1 amps)
- Variable frequency control to achieve constant pressure control
- Minimise wasted energy and reduce the need for large pressure tanks
- 'Soft-start' with low motor start current
- Flow, pressure and current protections
- RS485 comms
- 25 plain language fault messages
- Provides protection from; dry run, high and low voltage, input and output short circuits, high and low water pressure, input and output phase failure, high temperature and sensor faults
- 24V, 10V and 5V supply circuits
- Digital and analogue (voltage or current) inputs
- Relay and analogue outputs
- Multi-functional terminals



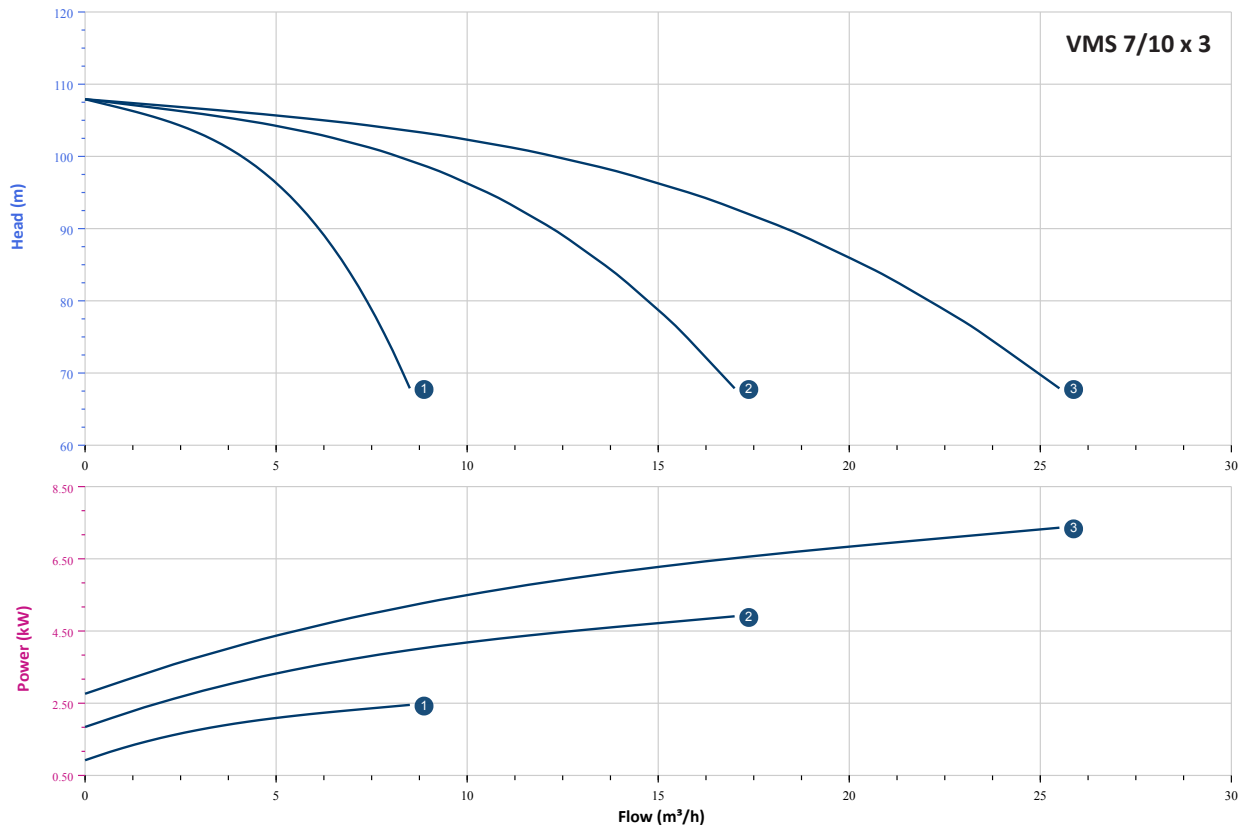
SINGLE PUMP HYDRAULIC CURVE



VFD CURVE



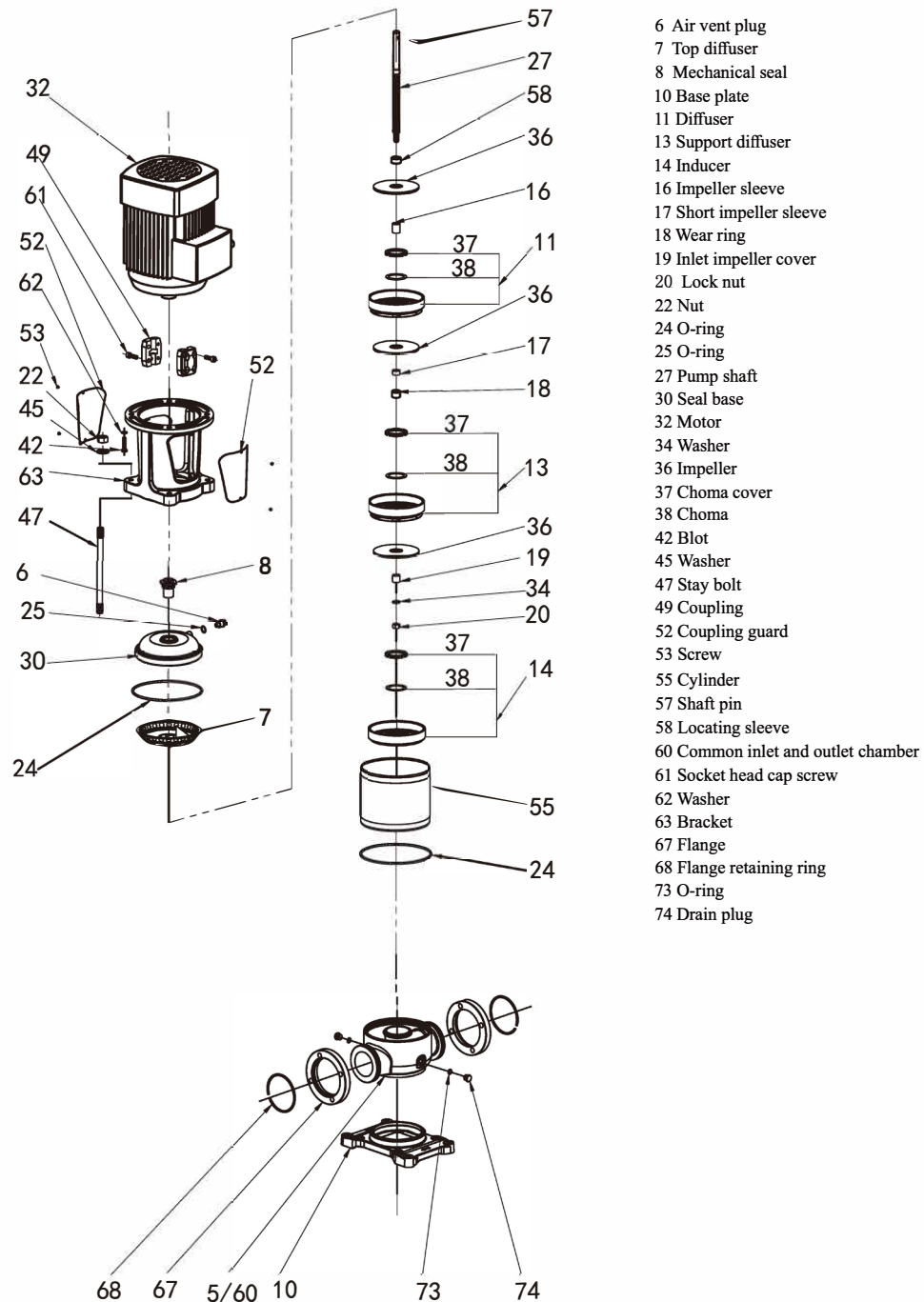
DUAL PUMP HYDRAULIC CURVE



CUTAWAY



1	Motor	/
2	Bracket	Ductile Cast Iron
3	Seal Base	Stainless / Ductile Cast Iron
4	Mechanical Seal	AS-L-16
5	Top Diffuser	Stainless Steel
6	Diffuser	Stainless Steel
7	Support Diffuser	Stainless Steel
8	Coupling	Stainless Steel
9	Impeller	Stainless Steel
10	Cylinder	Stainless Steel
11	Shaft	Stainless Steel
12	Intermediate Bearing	SIC / WC
13	Inducer	Stainless Steel
14	Inlet/Outlet Chamber	Stainless Steel / Ductile Cast Iron
15	Base	Ductile Cast Iron



WARRANTY / CERTIFICATIONS

